

Transactions with non-repository clients

In a situation, where for some reason the counterparty is not a client of the repository, he/she is unable to fully perform their obligations and register a master agreement or a transaction in the repository. However, if the counterparty sends a registration order that will be recorded in the log of the repository's incoming messages, this fact will be sufficient to ensure the regulator has no claims against the counterparty.

Page contents:

- [Registration of master agreements](#)
- [Registration of contracts](#)

Registration of master agreements

When creating an order for registering a master agreement it is necessary to choose its parties (Fig. 1).

Master agreement registration request CM010

Reporting form

Save

Validate

Send

Attach a file

Close

Master agreement properties

Party 1

[PARTY-1-CODE]

Party 2

[PARTY-2-CODE]

Client for party 1

+ x

Client for party 2

+ x

Master agreement number in terms of party 1

NONREF

Master agreement number in terms of party 2

NONREF

Event's actual date

2014-06-20



Trade date

2014-06-20


Figure 1 – parties of the MA

Clicking on the link opens a form, where the user must choose the first and second parties to the agreement. If the party is in the list, select it by clicking on the name. If the party is not in the list (not a client of the repository), in the filter field (Fig. 2) enter a string that uniquely identifies the counterparty.

Select parties



Set own party



[RP0031300001] -

[MC0311200000] "Объединенный банк Республики" (000)

[MC0168700000] "Русьуниверсалбанк" (000)

[VR0ARQA00004] ARQA Technologies

[VR0ARQA00003] ARQA Technologies LEI_ARQA0000100000000003

[VR0ARQA00001] ARQA Technologies LEI_ARQA0000100000000001

[VR0ARQA00002] ARQA Technologies LEI_ARQA0000100000000002

[тест1] Babayev A.

[RPBAML000001] Bank Of America Merrill Lynch

[000000000003] Barclays

[RP0BARCLAYS1] Barclays Bank PLC

[RP0BARCLAYS3] Barclays Bank plc



[33] Blair D. P.



[88888888] Blair D. P.



[dsa] Bloch J.

[000000000002] BNP Paribas

[RP0PARIBA001] BNPP

☒ Party 1: [PARTY-1-CODE]  

☐ Party 2: [PARTY-2-CODE]  

☐ UTI generating party:  

✓ OK

Cancel

Figure 2 – selection of the counterparty



An identifier of a non-repository client is generated as follows: [NONREF] Organization name. Click on the **Set own party** button to add [NONREF]. After that enter the organization name.

Select parties

[NONREF]

[RP0031300001] -
[MC0311200000] "Объединенный банк Республики" (000)
[MC0168700000] "Русский универсалбанк" (000)
[VR0ARQA00004] ARQA Technologies
[VR0ARQA00003] ARQA Technologies LEI_ARQA000010000000000003
[VR0ARQA00001] ARQA Technologies LEI_ARQA000010000000000001
[VR0ARQA00002] ARQA Technologies LEI_ARQA000010000000000002
[Tect1] Babayev A.
[RPBAML000001] Bank Of America Merrill Lynch
[000000000003] Barclays
[RP0BARCLAYS1] Barclays Bank PLC
[RP0BARCLAYS3] Barclays Bank plc
[33] Blair D. P.
[88888888] Blair D. P.
[dsa] Bloch J.
[000000000002] BNP Paribas
[RP0PARIBA001] BNPP

☒ Party 1: [PARTY-1-CODE]
☐ Party 2: [PARTY-2-CODE]
☐ UTI generating party:

Select parties

[NONREF] ORGANIZATION

2 **1**

☒ Party 1: [NONREF] ORGANIZATION
☐ Party 2: [PARTY-2-CODE]
☐ UTI generating party:

3

If you know INN of organization (e.g., 0123456789), the identifier should be filled as follows: INN_0123456789.

Registration of contracts

When registering the contract it is necessary to specify the master agreement, under which the contract was concluded. If the master agreement had been registered in the repository earlier, it can be selected from the list by clicking the NONREF link (Fig. 3, field **1**).

Create new draft message

Registration request | Foreign exchange swap CM021

Reporting form
 Save
Validate
Send
Attach a file
Close

Request properties

Master agreement number	1 NONREF 2
Party 1 for master agreement	3 [PARTY-1-CODE]
Party 2 for master agreement	4 [PARTY-2-CODE]
Client for party 1	+ x
Client for party 2	+ x

Figure 3 – filling out the **Number of master agreement** field

Clicking on the link opens a form, where the user can select a master agreement (Fig. 4).

Select a master agreement

Party < any party >

 Master agreement number MA0000001142

Master agreement details

Sign date 2013-08-05 Register date 2013-08-05

Form type NAUFOR

Reporting agents

Parties

NSDK00RPZTST

 NSD000RPZTST

Party name: Тестовый клиент Универсальный
тестовый контрагент

Party role: Party / Side 1

OK
Cancel

Figure 4 – **Selection of master agreement** form

In a situation where the counterparty is not a client of the repository and the master agreement hasn't been registered in the described manner, the client will not be able to find it in the list. In this case, instead INTERNAL_NUMBER (Fig. 5), you need to specify the contract number of the the party's internal contract accounting system, or any unique number.



An internal number is used as the MA number when creating orders for registration of master agreements/contracts/transactions with non-repository clients.

 Create new draft message

Registration request | Foreign exchange swap CM021

Reporting form

 Save
  Validate
  Send
  Attach a file
  Close

Request properties

Master agreement number	NONREF	MA_INTERNAL_NUMBER	
Party 1 for master agreement	[PARTY-1-CODE]		
Party 2 for master agreement	[PARTY-2-CODE]		
Client for party 1			+ x
Client for party 2			+ x

Figure 5 – example of field completion

Next, it is necessary to specify the parties to the transaction. To do this, click on links 3 and 4 (Fig. 3), and in the form that opens enter the IDs and names of the counterparties, the same way as described above in case of registering a master agreement.

Party 1

Party code:

Party name:

Party roles:

- Party / Side 1


 Close

Figure 6 – information about counterparty

If one of the parties to the transaction is a repository client, it is necessary to specify their repository code and short name registered in the repository.

Sent contracts are listed among the incoming messages of the repository, and in the **Rejections** form of the Web-client.