Fills ()

OptionWorkshop (, , ..) .

, , **Fills**.

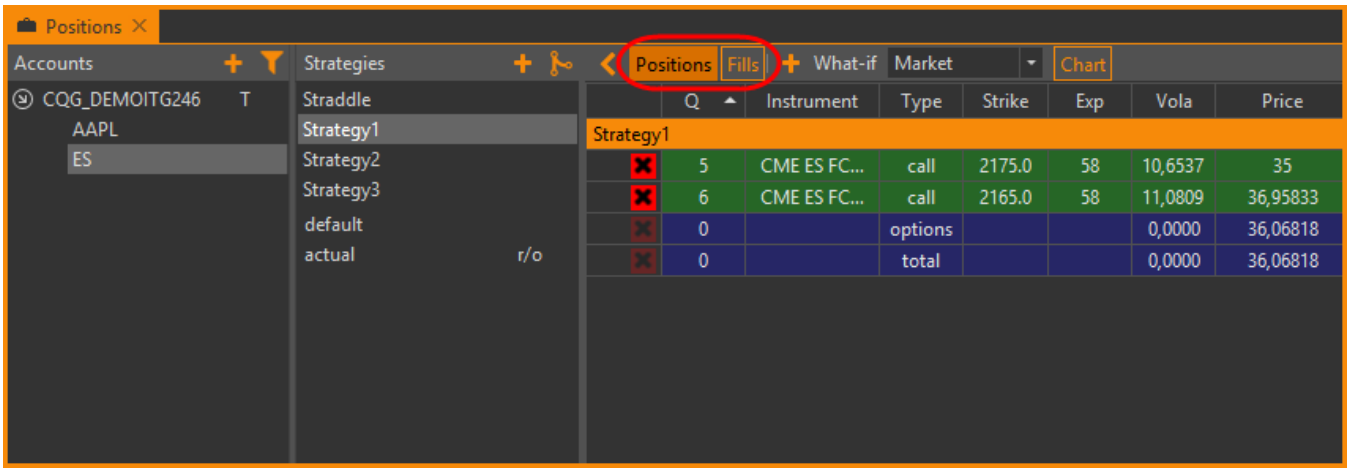

1 –

Display fills.

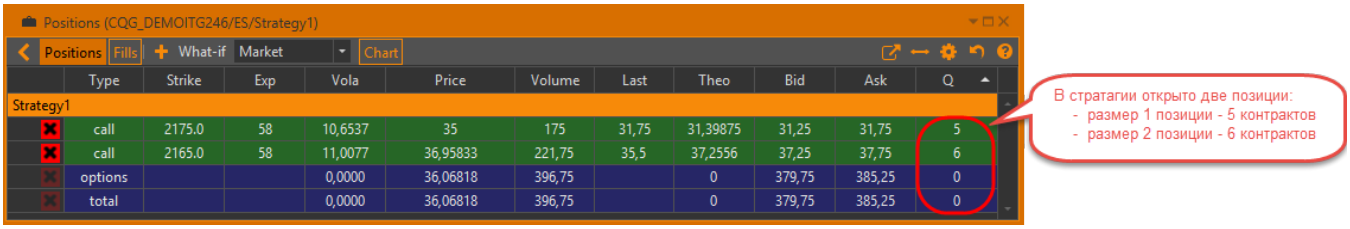

2 –

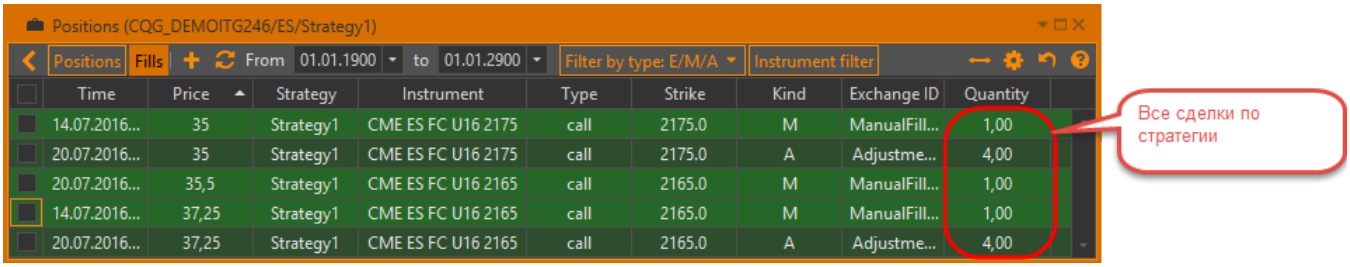

3 –

Display fills.

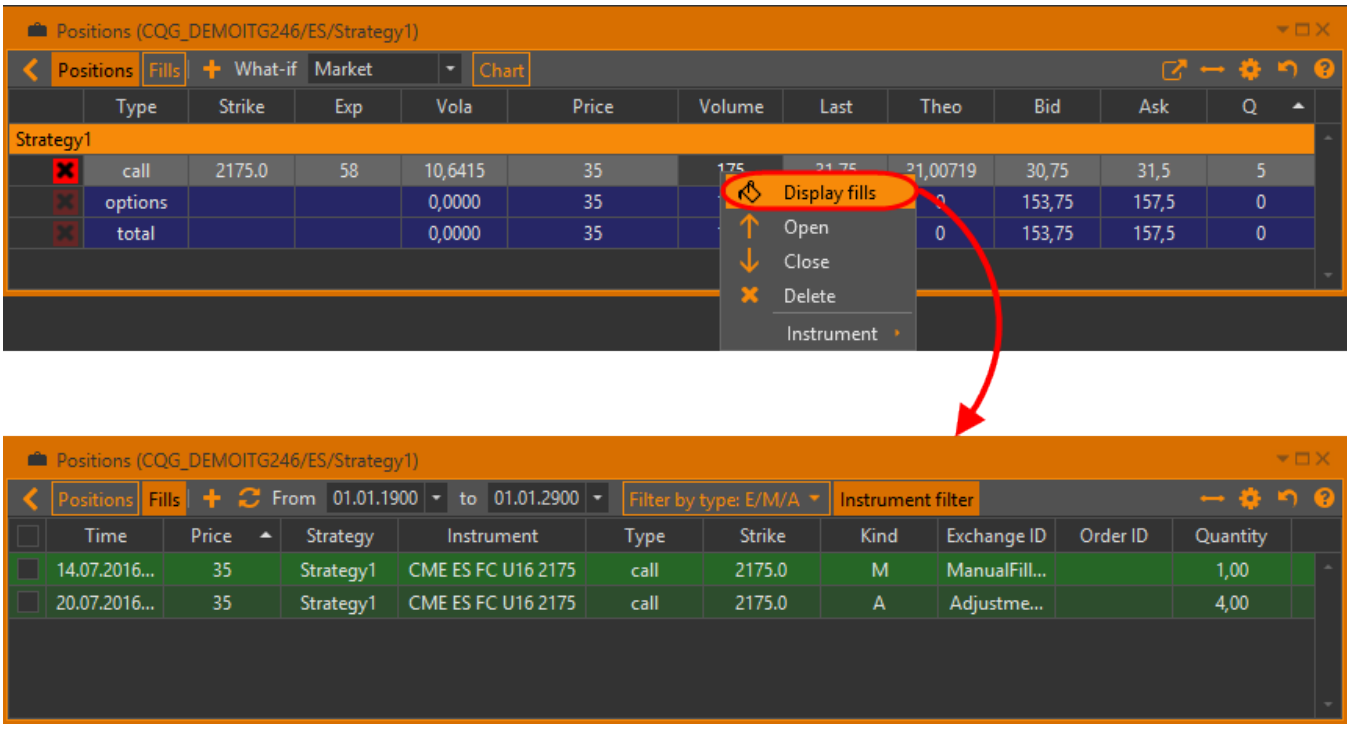
Positions (CQG_DEMOITG246/ES/Strategy1)
Positions
Fills
What-if
Market
Chart
Type
Strike
Exp
Vola
Price
Volume
Last
Theo
Bid
Ask
Q
Strategy1
call
2175.0
58
10,6415
35
31,00719
30,75
31,5
5
options
0,0000
35
153,75
157,5
0
total
0,0000
35
0
153,75
157,5
0
Display fills
Open
Close
Delete
Instrument
Positions (CQG_DEMOITG246/ES/Strategy1)
Positions
Fills
From
01.01.1900
to
01.01.2900
Filter by type: E/M/A
Instrument filter
Time
Price
Strategy
Instrument
Type
Strike
Kind
Exchange ID
Order ID
Quantity
14.07.2016...
35
Strategy1
CME ES FC U16 2175
call
2175.0
M
ManualFill...
1,00
20.07.2016...
35
Strategy1
CME ES FC U16 2175
call
2175.0
A
Adjustme...
4,00

4