

Daily report on pending documents

This report contains information on the following documents:

- documents which the client sent to the repository, transferred to counterparty for confirmation, and the counterparty's response has not yet been received;
- documents that were sent by client's counterparties to the repository, transferred to the customer for confirmation, and the customer's response has not yet been received.

The format of such report is available on the repository formats website. In the Web-client statements are displayed in the form of a table (Fig. 1), where each row contains information for a single report.

Reports

Pending messages reports

Total: 568

5

All

CSV

1

2

3

4

5

...

114

Date !?	Party 1	Party 2	Comment	UTI	Non standard terms	Correlation ID	Type
2016-04-25 19:26	ITGlobal test4	NSD				[VRKITGLOBAL4]-[2016]-[R1077414]	<div>2016-04-25 19:26:18</div> <div>Notification of pending requests</div> <div></div>
2016-04-22 18:56	ITGlobal test4	NSD				[VRKITGLOBAL4]-[2016]-[R1077185]	
2016-04-21 18:46	ITGlobal test4	NSD				[VRKITGLOBAL4]-[2016]-[R1076677]	
2016-04-20 20:05	ITGlobal test4	NSD				[VRKITGLOBAL4]-[2016]-[R1076333]	
2016-04-19 21:15	ITGlobal test4	NSD				[VRKITGLOBAL4]-[2016]-[R1076126]	

Total: 568

1

2

3

4

5

...

114

Fig. 1 – Daily reports form

These tables are subject to information display settings, described in section [General Settings](#).

Statements and Daily reports forms have the same sets of tools for working with reports, which are described in section [Form elements](#).

Form elements

The **Daily reports** form contains the following information about documents:

- Date – the date of the statement/report;
- Party 1 – name of the company, acting as the first party to the contract, transaction, master agreement;
- Party 2 – name of the company, acting as the second party to the contract, transaction, master agreement;
- omment – comment to the report;
- UTI – UTI code (see [Incoming/Outgoing UTI](#));
- Non standard terms – trade concluded without MA;
- Correlation ID – unique identification number of a notification chain.

Name of the user's company, for which the current user is an RA or a party MA, is written in green.


Hovering the mouse pops up a toolbar. Description of the toolbar buttons is shown in Table 1.

Table 1 – Toolbar buttons

Button	Function
	Print statement
	Save in PDF format
	Save in XML file
	<div>Add a comment. Clicking on the button will open a window where you need to enter the message and click the Save button. The comment displayed in the Comment column. Comments are not available for viewing to the second party of the transaction</div> <div>To edit or remove a comment re-click on the button. In the opened form change/delete a comment and click Save</div>

	Mark as read
	Mark as unread

There are two ways to view report or statement:

- click on the row in the table. This will open the additional information block, which contains the type and the identification number of the statement /report. The example of information block for the **Daily reports** form is presented in Fig. 2. If the system has not identified which program the message was sent with (via personal user's system or the Web-client) the " " element will be displayed. Clicking on the icon or putting a mouse cursor over displays the message ID number;


Type

2016-04-25 19:26:18

[Notification of pending requests](#)


Fig. 2 – information on daily statements

After that click on the statement name, which is an active link. Then close the print settings dialog of your Web browser to view the report print form (Fig. 3).


Распечатать

ВЫПИСКА ПО ДОГОВОРАМ, ЗАРЕГИСТРИРОВАННЫМ В ИНТЕРЕСАХ КЛИЕНТА
STATEMENT REPORT

Форма RM004/ Form RM004

Параметры документа / Requisite details of the document

Отправитель/Sender:

NDC000000000

Репозитарный код / Repository code

Получатель/Receiver:

VRKITGLOBAL4

Репозитарный код / Repository code

Краткое наименование / Shortened name

Тестовый клиент ЛК 4

Исходящий номер сообщения / Outgoing reference number of the message:

R313100

Дата подачи сообщения / Message submission date:

2014-02-11

Номер связанного сообщения / Related message number:

-

Идентификатор последовательности сообщений / Correlation identifier:

[VRKITGLOBAL4]-[2014]-[R313100]

Назначение / Purpose*:

Выписка по событиям участника / Statement with party's reported events

Параметры запроса / Statement request parameters

Участник/Party

VRKITGLOBAL4

Репозитарный код / Repository code

Тестовый клиент ЛК 4

Краткое наименование / Shortened name

ALLD

Дата начала периода выписки/Statement period start date

2014-02-11

Дата окончания периода выписки/Statement period end date

2014-02-11

События / Events

События, связанные с генеральным соглашением / Master agreement related events

Репозитарный номер генерального соглашения/Repository's identifier of the master agreement

MA0000004119

Состояние генерального соглашения/Master agreement status

Actively

Дата последнего регистрационного действия/Last action date

2013-11-14

Дата совершения отчитываемого события/Event's actual date

2013-11-14


Регистрация Анкеты/Form initial registration

Идентификатор, присвоенный репозитарием/Trade identifier given by repository

MA0000004119

Идентификатор, присвоенный первой стороной/Trade identifier given by first party

Fig. 3 – viewing a registry statement

- lick the  button, then close the print settings dialog of your Web browser to view the report print form.

Filter settings

The principle of filtering data in the table described in [Filter settings](#). In the **Report** form the following filters are available:

- Date (from/to) – the date of receiving report;
- Unread – display all unread messages;
- Search by string – search by the comment, correlation id and the transaction number;
- Parties – the parties of the fill.