

Registry of Agreements

The **Registry** form (Fig. 1) contains information on all contracts and reports, registered in the repository.

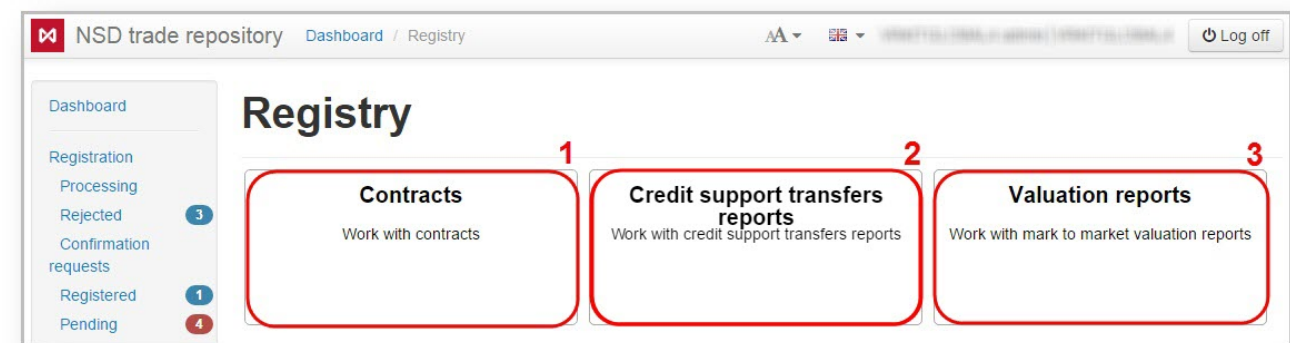


Fig. 1 – Registry form

On this page:

- [Contracts](#)
- [Credit support transfers report](#)
- [Credit support transfers report](#)
- [Filter settings](#)

Contracts

After being successfully registered by the repository contracts (transactions, agreements) are saved in the registry. A list of all registered contracts is displayed in a table (Fig. 2).

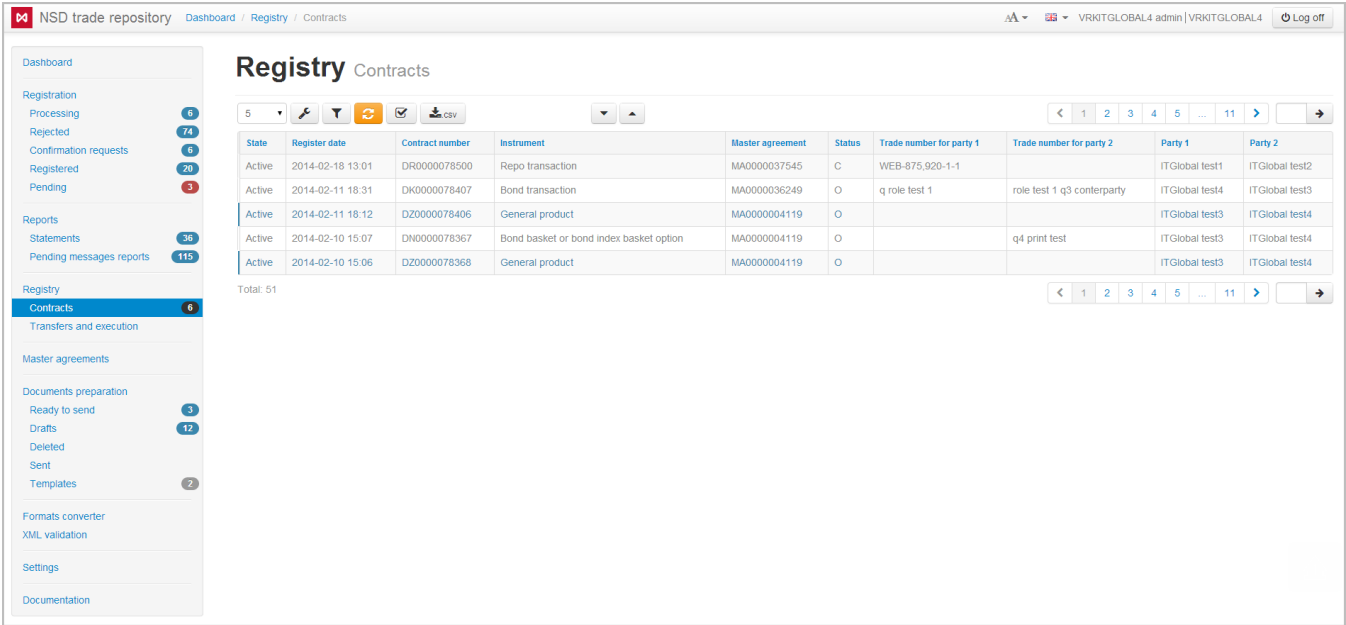
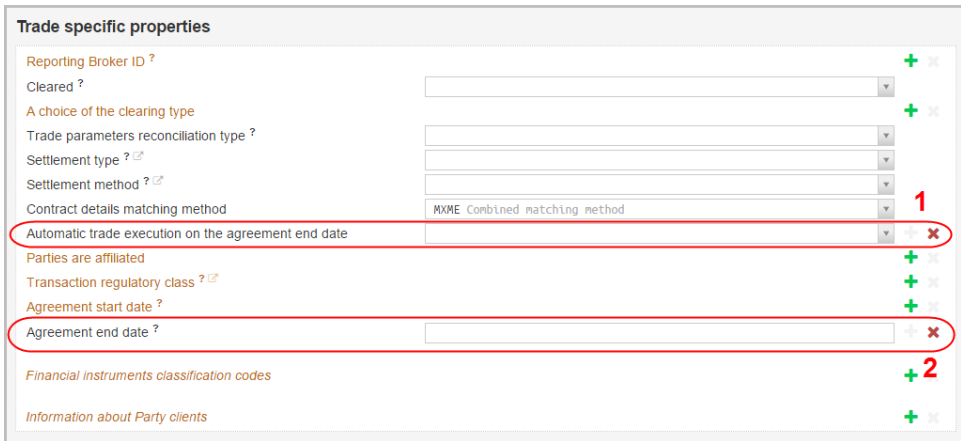



Fig. 2 – Contract form

Table 1 describes the Contract form columns.

Table 1 – Description of columns of the Contracts form

Column	Description
Status	Indicates whether the conditions under this contract are valid or not: archived – the document is not valid, active – the document is valid

Registration date	Date of document registration by the repository
Contract Id	Contract identifier the repository assigned at registration
Instrument	Product type (for example, a repo transaction)
Master agreement	Identifier of master agreement under which the contract is created
Document status	Displays document status: "O" – active; "T" – expired
Trade number for party 1	Number of trade assigned by the first party of the master agreement (optional)
Trade number for party 2	Number of trade assigned by the second party of the master agreement (optional)
Parties	Parties to the contract
Value date	Value date
Payment amount	The amount currency
UTI	UTI code (see Incoming/Outgoing UTI)
Non standard terms	trade concluded without MA
Derigistration date	ontract termination date
Auto execution	<p>Automatic closing of the contact on the date of the expiry of the contract (specified in the contract, point 1 on the figure below)</p> 
Expirtaion date	The date of the contract expiry (specified in the contract, point 2 on the figure above)

The background color of the **Status** column cells differs depending on the type of contract: archived (terminated) or active (Fig. 3). If the message contains an attachment, the icon  will be displayed.

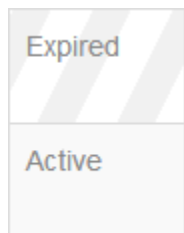


Fig. 3 – archived and active contracts

Clicking on the table row in the table opens the history of this contract modifications (Fig. 4), which indicates modification time, status and identification number (number is assigned by the Web-client automatically).

Time	Status	ID
2013-11-06 20:24	Expired	34569
2013-11-06 20:52	Expired	34570
2013-11-13 18:53	Expired	34571
2013-11-14 16:53	Active	36361

Figure 4 – contract history

licking on the **Active/Expired** link opens the view form of the contract.



licking on the **Active/Expired** link of the **Aggregated report on binary options** opens the print form of the message. Additionally the



button to download the xml-file was added (only for CM082).



Hovering the mouse over a table row opens up a control panel – user access rights. Tools description is provided in Table 2.

Table 2 – Description of tools

Button	Function
	Creates a draft of message, pre-filled with values from the registered contract and calls the draft Edit and view form
	Calls the View form of a contract (calls the print form for the Aggregated report on binary options). Additionally, you can view the attached file. When you click View a file, the file will be downloaded to the user's computer
	Creates a draft of message for registering changes to the conditions of a registered contract and call the draft Edit form . Button is available for RA, which can report on this contract
	Correct the entry (the changes that do not require the verification)
	Creates a draft report on the status of obligations under this contract. The status selected is T – contract termination. Button is available for RA, which can report on this contract
	Reopen the contract
	Creates a draft report on the status of obligations under this agreement. Button is available for RA, which can report on this contract
	Saves the registry record to file
	Marks contract as read

Credit support transfers report

The form contains a list of credit support transfers report (CM092) registered in the repository. There reports are made into a separate (Fig. 5), since the data sets (columns in the main table) they can show, significantly differ from the similar set for the **Contracts** section.

NSD trade repository Dashboard / Registry / Transfers and execution

AA Log off

Dashboard

Registration

Processing

Rejected 3

Confirmation requests

Registered 1

Pending 4

Reports

Statements 5

Registry Credit support transfers reports

5 All

Register date	Entry number	Report party	Counter party
2015-08-20 17:41	T0000104512	VRKITGLOBAL4 (ITGlobal test4)	VRKITGLOBAL5 (ITGlobal test5)
2015-08-20 16:39	T0000104509	VRKITGLOBAL5 (ITGlobal test5)	VRKITGLOBAL4 (ITGlobal test4)
2015-07-16 20:29	T0000104102	VRKITGLOBAL4 (ITGlobal test4)	VRKITGLOBAL5 (ITGlobal test5)
2013-12-23 12:30	T0000036669	VRKITGLOBAL4 (ITGlobal test4)	VRKITGLOBAL3 (ITGlobal test3)

Fig. 5 – Fulfillment of obligations form

The table contains the following information:

- Registration date – date of report registration;
- Record ID – unique identification number of a message assigned by the repository;
- Party – name of the organization that participates in a transaction;
- Confirming party – name of the organization that confirms the statement on fulfillment of obligations.

This form has the following report tools available:

- – create draft report;
- – view report;
- – save report as an XML file.



These tables are subject to information display settings, described in section [General Settings](#).

Credit support transfers report

The form contains information about mark to market (CM094) registered in the repository (Fig. 6).

NSD trade repository Dashboard / Registry / Information about mark to market

AA Log off

Dashboard

Registration

Processing

Rejected 3

Confirmation requests

Registered 1

Pending 4

Reports

Statements 5

Registry Information about mark to market

5 All

Register date	Entry number	Party 1	Party 2
2015-08-21 12:16	MV0000104515	VRKITGLOBAL4 (ITGlobal test4)	VRKITGLOBAL5 (ITGlobal test5)
2015-08-20 17:15	MV0000104511	VRKITGLOBAL5 (ITGlobal test5)	VRKITGLOBAL4 (ITGlobal test4)
2015-08-20 16:42	MV0000104510	VRKITGLOBAL5 (ITGlobal test5)	VRKITGLOBAL4 (ITGlobal test4)





Total: 3

Fig. 6 – Fulfillment of obligations form

The table contains the following information:

- Registration date – date of report registration;
- Record ID – unique identification number of a message assigned by the repository;
- Party 1 – name of the organization that participates in a transaction;
- Party 2 – name of the organization that acts as a counterparty to the transaction.

This form has the following report tools available:

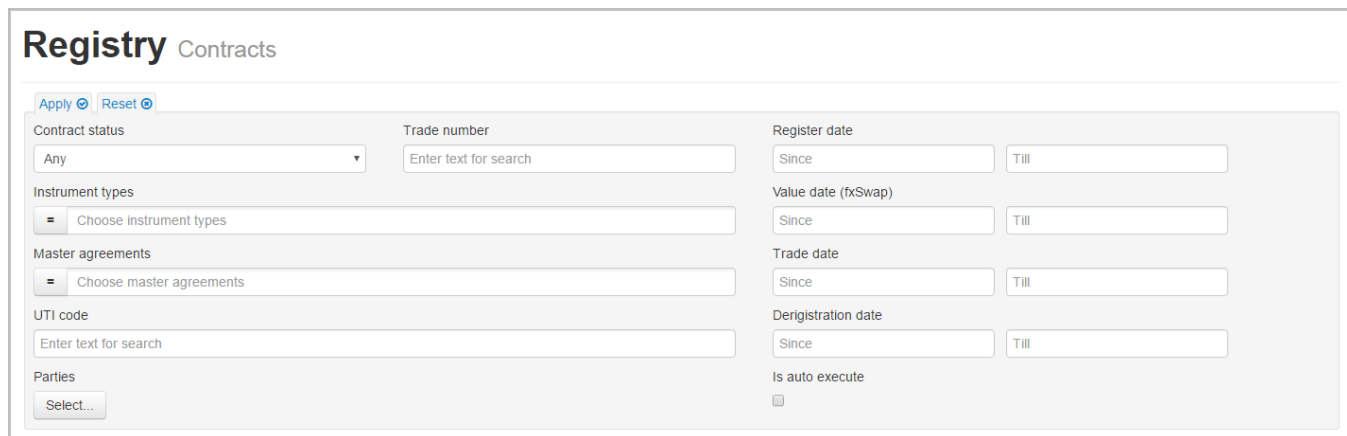
-  – create draft report;
-  – view report;
-  – registration of changes;
-  – save report as an XML file.





These tables are subject to information display settings, described in section [General Settings](#).


Filter settings

In the **Registry** form the following filters are available:



Registry Contracts

Apply  Reset 

Contract status: Any 

Trade number: Enter text for search

Register date: Since Till

Instrument types: Choose instrument types

Value date (fxSwap): Since Till

Master agreements: Choose master agreements

Trade date: Since Till

UTI code: Enter text for search

Derigistration date: Since Till

Parties: Select...

Is auto execute: ☐

Fig. 7 – filters

- Contracts status – active, expiered, rejected;
- Trade number;
- Instrument types;
- Master agreements numbers;
- UTI code;
- Parties – the parties of the fill;
- Date (from/to):
 - the date of receiving statement;
 - the value date (fxSwap);
 - the trade date;
 - the derigistration date.
- auto executed contracts (automatic closing of the contact on the date of the expiry of the contract).

Trade specific properties

Reporting Broker ID ?		+	×
Cleared ?			
A choice of the clearing type		+	×
Trade parameters reconciliation type ?			
Settlement type ?			
Settlement method ?			
Contract details matching method	MXME Combined matching method		1
Automatic trade execution on the agreement end date		+	×
Parties are affiliated		+	×
Transaction regulatory class ?		+	×
Agreement start date ?		+	×
Agreement end date ?		+	×
Financial instruments classification codes		+	2
Information about Party clients		+	×

Fig. 8 – automatic closing parameters

The principle of filtering data in the table described in [Filter settings](#).